

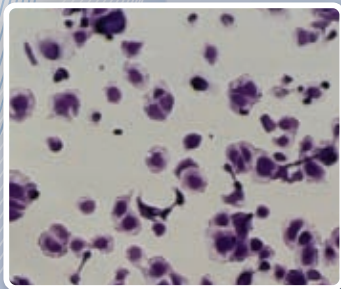
PureCol®

Solution, 3 mg/mL

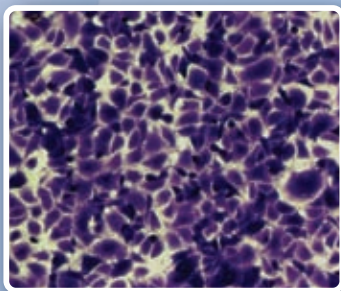
Purified Bovine Collagen

For Tissue Engineering Research,
Cell Culture and Biochemistry

Bioassay Results Using
Human Umbilical Vein Endothelial Cells
HUVEC (10X)




[Without PureCol®]



[With PureCol®]

PureCol® is the Acceptable Standard for:

- ▶ Purity
- ▶ Functionality
- ▶ Reproducibility
- ▶ Lot-to-Lot Consistency



Advanced BioMatrix, Inc. • P.O. Box 502403 • San Diego, CA 92150-2403
1.800.883.8220 (US) • 1.858.391.1525 (Outside US) • 1.510.217.3452 (Fax)
www.AdvancedBioMatrix.com • Support@AdvancedBioMatrix.com

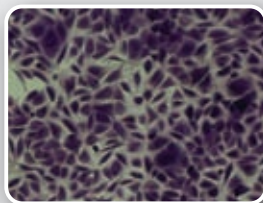
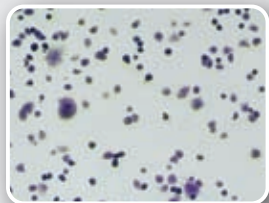
PureCol®

Solution, 3 mg/mL

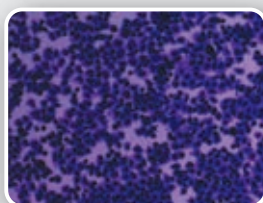
Purified Bovine Collagen

[Without PureCol®]

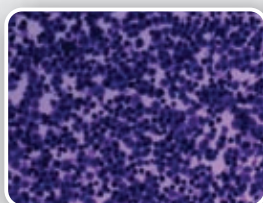
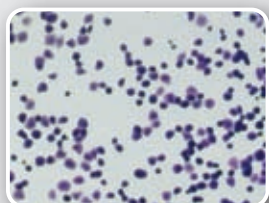
[With PureCol®]



Human Dermal Fibroblasts (10X)



MDCK Epithelial Cells (10X)



Vero Epithelial Cells (10X)

APPLICATIONS

Collagen has a wide variety of uses. Below are just a few of the many applications for collagen.

- Tissue engineering research
- Wound healing constructs
- Coatings
- Solid free-form fabrications
- Electrospinning
- Oriented fibril surfaces
- 3D porous structures
- Gels
- In vitro research
 - Nerve Repair, Hemostats, Sealants, Coils, Sponges, Spheres/Beads, Ligaments, Strings, Tubes/Cylinders, Films
- Useful with a vast number of cell types

PureCol® is for research and development uses only, not for human use.

PureCol® collagen is known as the standard of all collagens for purity (>99.9% collagen content), functionality, and the most native-like collagen available. *PureCol®* is isolated from bovine hides sourced from the only controlled, closed herd in the United States. *Advanced BioMatrix's* manufacturing processes comply with stringent quality standards that have proven to yield unsurpassed lot-to-lot consistency.

PureCol® collagen is approximately 97% Type I *atelo*-collagen with the remainder being comprised of Type III collagen. It contains a high monomer content as measured by gel permeation chromatography.

PureCol® collagen solution, Catalog No. 5005-B, is supplied at approximately a 3 mg/mL concentration of collagen. The concentration for each specific lot is provided on a Certificate of Analysis and on the product label. This product is supplied as a sterile solution. *PureCol®* is especially ideal for cell culture systems when coating of surfaces or forming a gel.

PureCol® collagen lyophilized powder, Catalog No. 5006, is supplied as a lyophilized gel powder with 15 mg of collagen. When reconstituted with 5 mL of sterile 0.01 N HCl, a concentration of approximately 3 mg/mL is achieved. *PureCol®* is especially ideal for cell culture systems when coating of surfaces. This product is *not* recommended for the formation of a solid gel. This product is supplied as a sterile, lyophilized powder.

PureCol® collagen is provided in a user-friendly packaging for use and storage.

CHARACTERISTICS

Parameter, Testing, and Method	<i>PureCol®</i> Collagen Solution Catalog Number 5005-B	<i>PureCol®</i> Collagen Lyophilized Catalog Number 5006
Form	Solution	Lyophilized Powder
Package Size	100 mL	15 mg
Storage Temperature	2 - 10 °C	-20 °C prior to reconstitution 2 to 10 °C after reconstitution
Sterilization Method	Filtration	Filtration
Sterility	No Growth	No Growth
Endotoxin (LAL)	≤ 1.0 EU/mL	≤ 1.0 EU/mL
Polyacrylamide Gel Electrophoresis (SDS-PAGE)	≥ 85% collagen contained within alpha, beta, and gamma bands ≤ 15% collagen contained with bands traveling faster than alpha	≥ 85% collagen contained within alpha, beta, and gamma bands ≤ 15% collagen contained with bands traveling faster than alpha
Cell Attachment Assay	Pass	Pass
Source	Bovine Hide - Pepsin Extracted	Bovine Hide - Pepsin Extracted
Expiration Date	Listed on product label and Certificate of Analysis	Listed on product label and Certificate of Analysis
Shelf Life after Reconstitution	N/A	3 months
Concentration (Biuret Protein Determination)	2.9 - 3.2 mg/mL	2.9 - 3.2 mg/mL (Prior to Lyophilization)
pH	Approximately pH 2	Approximately pH 2 (Prior to Lyophilization)
Gel Time (Gel Time Assay)	≤ 40 minutes	≤ 40 minutes (Prior to Lyophilization)
Fibrillogenesis (Fibril Formation)	> 0.5 Absorbance Units	> 0.5 Absorbance Units (Prior to Lyophilization)

ORDERING INFORMATION

PureCol® Solution 3 mg/mL - Catalog No. 5005-B - Package Size 100 mL

PureCol® Lyophilized 15 mg - Catalog No. 5006 - Package Size 15 mg